

# Guide for New Bowlers



**WELLINGTON BOWLS CLUB**



# Contents

1.	INTRODUCTION .....	1
2.	GETTING STARTED .....	1
2.1	EQUIPMENT .....	1
2.2	BOWLS CLOTHING.....	4
3.	SUBSCRIPTIONS .....	5
4.	MATCHES .....	5
4.1	MATCH PREPARATION .....	5
5.	BOWLS TEAS .....	6
5.1	RAFFLE .....	6
6.	TRANSPORT AND CONTACTS LIST .....	6
7.	HOW DO I GET A GAME? .....	6
8.	TEAM SELECTION .....	7
9.	INTERNAL COMPETITIONS.....	7
10.	WORLD BOWLS – LAWS OF THE SPORT .....	8
11.	BOWLS ENGLAND GUIDE FOR NEW BOWLERS ..	8
12.	BASIC RULES AND ETIQUETTE .....	8
13.	TEAM MEMBERS DUTIES –.....	11

14.	HOW THE CLUB IS RUN.....	12
14.1	CONSTITUTION.....	12
14.2	POLICIES AND PROCEDURES MANUAL.....	12
14.3	PRE SEASON MEETING.....	12
14.4	AGM.....	12
14.5	DINNER AND PRESENTATION EVENING.....	12
14.6	KEYS.....	13
14.7	CONTACT LIST.....	13
14.8	COACHING.....	13
14.9	CLUB AFTERNOONS.....	13
14.10	GREEN CLEANING ROTA (MEN).....	13
14.11	PAVILION CLEANING ROTA (LADIES).....	14
15.	FIND US.....	14
16.	CONTACT US.....	15

# 1. INTRODUCTION

Welcome to Wellington Bowls Club. We hope that this guide will be a useful introduction to the game of bowls and how the Club functions. This booklet has been compiled to give an insight on the basic elements of the sport and other matters as they apply to Wellington Bowls Club.

## 2. GETTING STARTED

### 2.1 EQUIPMENT

**The first essential will be a pair of bowls shoes.** They need to be flat and smooth soled and there are a number of specialist makers. They are not expensive, starting at £20 or so.

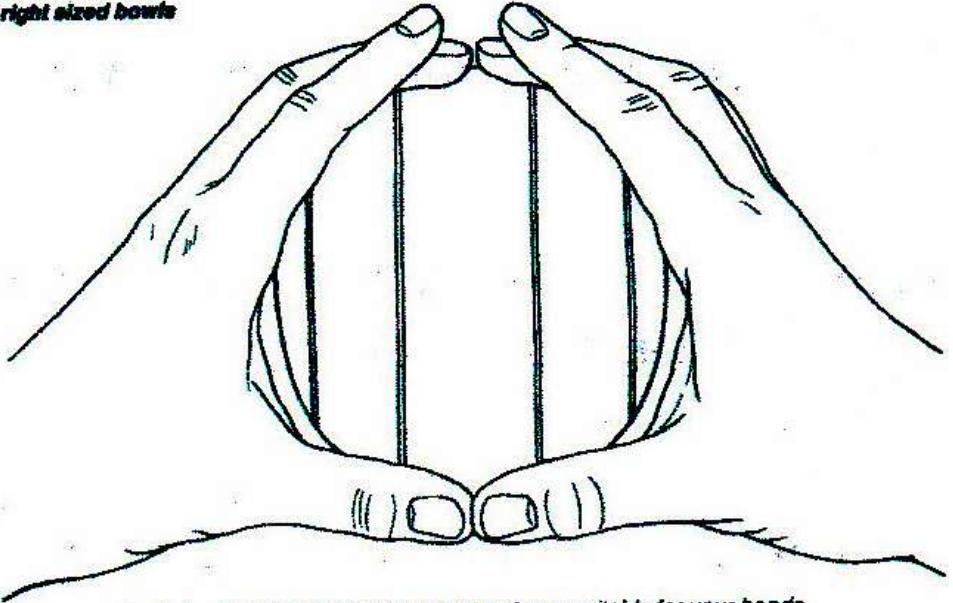
**The second will be the bowls** (or woods as they are often called). But here a word of caution: bowls represent a significant outlay and it is strongly advised that you try a whole range of bowls before buying.

The club has a stock of woods of different sizes and weights that you are free to use so that you can try them; to discover which best suits you. You may borrow a set of woods for the first season, after which you are expected to buy your own set. If you remove a set of woods from the green for an away match, please book them out on the register, and book them in and replace them in the pavilion as soon as possible.

Woods are sold in sets of four and come in different sizes (00 to 6) and each size is available in different weights (usually medium or heavy). Most ladies play with a size between 00 and 3 and the men between 2 and 6. The size

of your hand is the guide to the size of the wood you will need.

***How to find the right sized bowls***



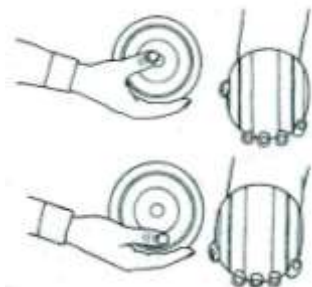
***A simple way to find what sized bowls are suitable for your hands. Join your thumbs and middle fingers together. The bowl should fit snugly in the space created.***

There are very few manufacturers and each makes a number of different styles, the difference being the amount of bias that each one has. The bias is the curved line that the bowl is designed to take between where you let go of it and where it stops. You will find a diagram of the bias of different types and makes on the suppliers' web sites or catalogues.

Ask other members and try different ones before you buy. Our members use various different types and will be happy to let you try them.

A set of new woods will cost between £150 and £280 but are often available second hand for much less. It is

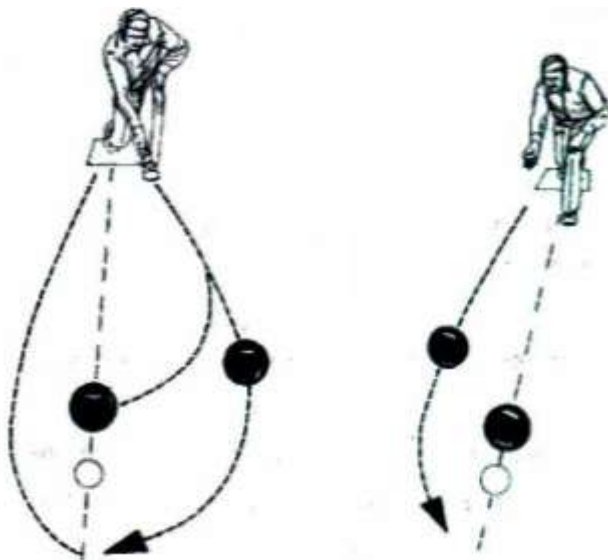
advisable to have woods checked every 10 years and stamped to denote that they comply with Bowls England standards. Ebay is a good source but do have a word with members first as there are a number of pitfalls to avoid.



The Grip



The Stance



The Effect of Bias – backhand and forehand

## **2.2 BOWLS CLOTHING**

When we play informally at the club, for example on Wednesday club afternoon roll ups, we just wear casual clothes. However, when we play as a club in friendly or league matches we wear light grey trousers / skirts and white tops with the club logo and your name embroidered on it and all team members are expected to wear this "uniform". These are available from:

SilverFX Ltd, Units 4 & 5, Three Elms Trading Estate,  
Hereford, HR4 9PU. Telephone: 01432 355231  
Email: [sales@silverfx.info](mailto:sales@silverfx.info)  
website: <http://www.silverfx.info>

If it starts to rain during a league match we often play on, unless it becomes too heavy or the grass (at away matches) becomes too slippery or waterlogged (the grounds-man will have the final say), so white waterproof jackets and trousers / skirts are a wise investment. They are available in bowls shops and on line and are not too expensive. One match in the rain is usually enough to prompt a quick purchase!

The closest retail bowls shop is:

Pershore Bowls Centre, Unit 5bc  
Pershore Trading Estate, Pershore,  
Worcestershire, WR10 2DD  
Telephone : 01386-552411 Email:  
[pershorebc@btconnect.com](mailto:pershorebc@btconnect.com)  
<http://www.pershorebc.co.uk>

There are plenty of internet companies selling new and used bowls and equipment.



### **3. SUBSCRIPTIONS**

Each season the committee considers the level of subscriptions, according to the costs the club incurs and the need to make provision for a replacement surface and / or equipment. The amount is proposed to the AGM and is voted upon. For the 2024 season it stands at £60 per year. However, that comprises club running costs and a contribution towards the replacement green. The green lasts approximately 15 years and cost £45,000 in 2015. It will be considerably greater in 2030.

### **4. MATCHES**

We play 18 Tarmac League matches and 14 Friendly matches per season against clubs from surrounding city, towns and villages, both at home and away. After matches there is always a light tea / supper.

#### **4.1 MATCH PREPARATION**

The club provides all the bowling green equipment. At each home match it is necessary for some club members to lay up the rinks, with mats, jacks, score-boards and pushers at each end. After the match, club members need to collect the equipment up and store it in the shed or pavilion, as labelled. Simply put:

- 'clean' equipment - woods, jacks, tape measures, spare shoes, clothes and waterproofs are stored in the pavilion:
- 'dirty' equipment - scoreboards, mats, pushers, cleaning materials and equipment, gardening and maintenance equipment are stored in the shed.

## **5. BOWLS TEAS**

Bowls teas are provided by members, who are asked to arrive 30 minutes before a home match to deliver the food and put out and lay the tables. They are served under the shelter of the Bowls Pavilion.

### **5.1 RAFFLE**

At the end of the tea, home or away, there is occasionally a raffle and traditionally each player buys tickets to the value of £1.

## **6. TRANSPORT AND CONTACTS LIST**

We sort out transport between us for the away matches. Members who live close together often share the driving. Each season an updated list of members' names, addresses, telephone numbers and email addresses is produced and circulated. This is updated throughout the season and is very useful when contacting other members.

## **7. HOW DO I GET A GAME?**

There is no pressure on anyone to play in matches but, when people feel they wish to give it a go, the friendly matches are a good place to try. They are fun to play in and, as we all started out being less than expert, beginners are made to feel welcome. It is a great way to learn more about the game, to play on different greens and to meet new people.

A nomination sheet for each match is posted on the notice board in the pavilion at least three weeks before the match and if you want to play then you just add your name.

## **8. TEAM SELECTION**

The Captain / Selection Committee then selects the team and, about a week before the match, a team sheet is posted on the notice board. The Captain also sends round an email to the whole club confirming the names of those selected to play. This shows who is playing and in which position.

## **9. INTERNAL COMPETITIONS.**

We play 7 internal club competitions:

- The Emmerson Cup
- The Foster Trophy
- The Val Hancock Cup
- The David George Cup
- Men's Singles
- Ladies Singles
- Mixed Pairs

These vary in format and culminate on Finals day which is traditionally the second Sunday in August. These are the usual mix of singles and doubles competitions with some of the doubles competitions being random ones where playing partners are drawn from a hat. As with other matches, a nomination sheet is put up on the internal notice board and members are asked to sign up. Entry is £2 per competition.

Finals day matches and the internal competitions are played in greys bowls clothing.

## **10. WORLD BOWLS – LAWS OF THE SPORT**

A number of copies have been purchased for club members. The latest edition (August 2022) is 80 pages and is the definitive 'bible' for the laws of bowls. All bowlers should know the Rules as laid down by the Laws of the Sport of Bowls.

It is also available on line as a 63 page PDF download.  
[https://www.worldbowls.com/wp-content/uploads/2023/05/Laws\\_of\\_the\\_Sport\\_Fourth\\_Edition.pdf](https://www.worldbowls.com/wp-content/uploads/2023/05/Laws_of_the_Sport_Fourth_Edition.pdf)

### **BOWLS ENGLAND GUIDE FOR NEW BOWLERS**

The club has a number of copies of the Bowls England Guide for New Bowlers and would be happy to provide you with a copy. It is well worth beginners to the sport reading, however, the main points are as follows:

## **11. BASIC RULES AND ETIQUETTE**

In order to make the game of bowls as enjoyable as possible Bowls Etiquette should be followed by members, old and new. Much of this is common sense but here are some of the main points of etiquette.

**Dress appropriately** and ensure that you know the dress code for each game or match in which you are participating.

**Arrive early** - do not show disrespect for your opponent(s) by arriving late, ensure you leave sufficient time to change before the game.

**Respect games in progress at arrival and departure** by keeping voices low.

**Introduce yourself** and shake hands with your opponent(s) both before play commences and after the game is complete.

**Stand still and away from the head.** During the game do not move around the head when your opponent is about to deliver his bowl. Stand well back from the head, keep quiet and do not do anything that would distract your opponent. Wait until the bowl has been delivered before moving.

**Consider the bowler.**

If you are at the same end as the player delivering a bowl you must stand behind the mat, thus staying out of the player's line of vision. If you are at the far end of the rink to the bowler, bear in mind that some people like to see the rink boundary markers and the centre mark while playing so make sure that you are not obscuring them. Also do not walk past the end of the rink while a player is bowling. The practice of waving your opponents bowls away from the head is seriously frowned upon as unsporting behaviour.

**Observe the rules for possession of the rink!**

Here is the World Bowls rule on this:

35.1 Possession of the rink will belong to the player or team whose bowl is being played.

35.2 As soon as each bowl comes to rest, possession of the rink will transfer to the opposing player or team after allowing time for marking a toucher as soon as it come to rest.

**Encourage your team mates** - do not criticise them. Commend good shots and learn to accept that flukes are a part of the game. Sometimes they go for you, sometimes against.

**Don't chatter loudly** when others are bowling as this is distracting, inconsiderate and disturbing. Excessive noise makes it difficult for players to hear any instruction from their skips.

**Have one foot on or over the mat** when delivering your bowl (Rule 20.1)

**Stay out of the head.** Do not interfere – only the 3's in rinks and 2's in triples should be making the shot decision, using a tape measure if necessary. Every other bowler must stay away from the head and normally remain silent.

Matches comprise either:

**Rinks:** where each team comprises 4 players, are 18 ends in length and players have 2 woods each: or

**Triples:** where each team comprises 3 players, are 18 ends in length and each player has 3 woods.

League matches are usually started with two Trial Ends, for practice, which do not score: but in Friendlies we often start straight away but the maximum score for the first two ends is one shot.

## **12. TEAM MEMBERS DUTIES –**

Each member of a team has a job to do.

**SKIP OR NUMBER 4 IN RINKS** – The skip will have sole charge of the team and all players in the team should follow the skip's instructions. The skip decides tactics and will instruct the team on how and where they should play. For outdoor bowls he is responsible for recording the number of shots on the score card.

**THE THIRD OR NUMBER THREE** – The third measures any and all disputed shots using a special tape or callipers and tells the skip the number of shots scored. He also provides information requested by the skip.

**THE SECOND OR NUMBER TWO** – In outdoor rinks he has no duties apart from updating the score board. In outdoor triples he measures and agrees the score with the opposing number two. As well as updating the score board he also provides information requested by the skip.

For indoor bowls this player is responsible for recording the number of shots on the score card.

**THE LEAD OR NUMBER ONE** – Places the mat and delivers the jack as directed by where the skip stands, ensuring it is centred correctly before delivering the first bowl of the end. After everyone has bowled and the score decided then the Lead from the losing team, as well as other bowlers, collect the woods while the Lead of the winning team sets the mat and sends the jack for the next end.

It may sound a bit confusing but the other players will keep you right and you will soon get the hang of it. If unsure please ask - all club members will be happy to help with the rules and etiquette of the game.

## **13. HOW THE CLUB IS RUN.**

### **13.1 CONSTITUTION**

The way that the club is run is detailed in the Constitution, a copy of which is available to new members as part of their welcome pack.

### **13.2 POLICIES AND PROCEDURES MANUAL**

There are a number of policies and procedures, some of which are sizeable documents and are contained in the ring binder in the pavilion for anyone to read. Please familiarise yourself with these as well as the constitution.

### **13.3 PRE SEASON MEETING**

We have a Pre Season meeting in March for the whole club at which members pay their subscriptions and are given a card, which contains the dates and times of all the fixtures, details of officers, as well as the club and committee meeting dates for the season. Another important item of business at the Pre Season Meeting is the organising of a gardening working party, so that members can work together for a morning to prune, weed and tidy up the gardens in preparation for the season.

### **13.4 AGM**

We have an AGM in October when we elect the usual array of officers and decide on work that needs to be carried out during the winter and coming season. There is an elected committee that meets quarterly and makes the day to day decisions and recommendations to the whole club on major issues.

### **13.5 DINNER AND PRESENTATION EVENING.**

In October we have a presentation evening at a local venue with a dinner and the formal presentation of the cups and



trophies. This is a popular event and members bring spouses, partners or a guest if they wish.

### **13.6 KEYS.**

Upon joining the club, for a £5 deposit, each member is given a key to the main gate, which also opens the shed. Within the shed are keys to the pavilion and the toilet.

### **13.7 CONTACT LIST**

Following each AGM a list is produced of the names, addresses, telephone numbers and email addresses. This enables members to contact one another, for instance, to arrange transport or discuss catering. It is circulated to all members by email and in hard copy for those without email.

### **13.8 COACHING**

The club has a number of experienced bowlers who are happy to teach new bowlers the basics of the game. The club has a good relationship with the County Bowls Coach and can call upon his services when there is a demand.

### **13.9 CLUB AFTERNOONS**

These are to allow us to practice and are usually held on Mondays, Wednesdays and Friday afternoons for two hours. Members arrive at the green around 1.45 for a 2.00 pm start and depending upon numbers we will play triples, pairs or rinks randomly selected by drawing numbers from a bag. Two rinks are put aside each afternoon for competitions. We pay £1 for a 2 hour session and this includes tea and biscuits.

### **13.10 GREEN CLEANING ROTA (MEN).**

We are fortunate in having an all weather playing surface that requires very little maintenance. It needs treating with moss killer twice a year in spring and autumn and weekly cleaning with either a rotary sweeper or a wet / dry vacuum

cleaner. We have a green keeper who will direct volunteers in what work needs doing. To even out the wear on the green, the rinks are rotate the rinks by colour every fortnight. The greatest number of rinks our green can support is 6, however, due to rink rotation it is generally laid out for less.

### **13.11 PAVILION CLEANING ROTA (LADIES).**

Whilst the men take pride in the green, the ladies take pride in maintaining the pavilion and shelter. This system operates by ladies signing up to fill a rota to do their slot. Again it is not very onerous but by sharing the load between club members it becomes easily manageable.

We are a very relaxed and friendly club so please don't hesitate to ask questions.

## **14. FIND US**

Wellington Bowls Club is located opposite the church in Wellington behind the school.

The postcode is HR4 8AX

## **15. CONTACT US**

There is no telephone at the club, however you can contact the officers of the club as follows:

President: David Wood

Phone Home: 01432 830118 Mobile: 07768 130971

Email: [daviddernside@btinternet.com](mailto:daviddernside@btinternet.com)

Captain: Mel Lea

Phone Home: 01432 266067

Email: [melvynjlea@gmail.com](mailto:melvynjlea@gmail.com)

Treasurer: Roger Cleves

Phone Home: 01432 761039

Email: [rogercleves@btinternet.com](mailto:rogercleves@btinternet.com)

Secretary: Kaylea

Phone Home: 01432 266067

Email: [dkaylea@gmail.com](mailto:dkaylea@gmail.com)

Fixture Secretary: John Butcher

Phone Home: 01432 839553 Mobile: 07749 370319

Email: [jandcbutcher@btinternet.com](mailto:jandcbutcher@btinternet.com)

Hereford Men's League A Team Captain: Henry Brewer

Email: [h.brewer2011@btinternet.com](mailto:h.brewer2011@btinternet.com)

Hereford Men's League B Team Captain: Mel Lea

Details as above.